

Feedback Analysis
Name of Stakeholder: Students
F.A. Ahmed College, Garoimari
Session: 2022-23



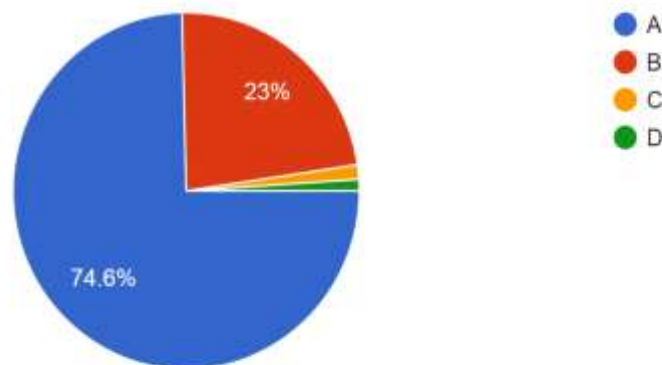
The student's feedback was taken for session 2022-23 through **Google form** and its analysis is done on the basis following parameters;

- A= Very Good**
- B= Good**
- C= Average**
- D= Poor**

The feedback form was designed on overall ambiance of the College including academic as well as non-academic matter related with the teaching-learning Process. The feedback form was disseminated among the students through Whatsapp group and requested them to fill up it as per their own decision. As much as 382 out of 621 is about 62 per cent student response for the session 2022-23 could be gathered. The feedback of the students is analyzed as follows;

Fig-1
Percentage of Students opining on Course Content in terms of Clarity and recent Advancements

1. Course content (in terms of recent advancements, and clarity):
382 responses



The first question was asked to the students about the existing Curriculum in terms of recent advancement and clarity. The report reveals that as much as 74.6% of the students were found going for 'A' i.e., the course is advanced and relevant with time. However, as much as 23 per cent of the students were found to go for 'B' and meagre percentages of the students were found going for 'C' & 'D'. As per the students

advocating 'C' & 'D', the curriculum is little bit complex for them and lacking the recent advancement in respect to job orientation.

Fig-2
Percentage of students opining on activeness of teachers in Teaching-Learning Process

2. Teachers participation in teaching-learning process:
382 responses

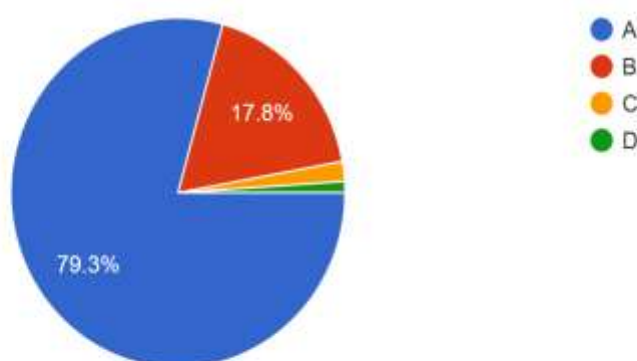


Fig-2 shows the response of the students to “teacher’s participation in Teaching-Learning Process. It is found that about 79 per cent of them opine as very good, about 18 per cent opine good. It is clear from the diagram that as much as 97 per cent of the students reveal satisfaction in the participation of teachers in their profession. Rest 3 per cent of the students are supposed revealing little bit discontentment on active participation of the teachers which is taken seriously and necessary measure are taken. It will be the effort of the IQAC to reach the mark up to 100 per cent.

Fig-3
Percentage of Students opining on Teaching Methods

Fig-3 states about way how the teaching is imparted among the students of the College. How fare the teaching method applied to teach is effective? The response of the students reveal that in case of applying innovative teaching method in the College is not so thriving. According to the half of the students, the methods applied in teaching them is innovative. About 35 per cent of the students opine that somehow it is good. According to 10 per cent of the students, it is average and about 4 per cent of them opine that it is poor. From the above discussion, it can be remarked that as much

as 15 per cent of the students are, by and large, discontented on the matter which is to be taken care of.

3. Scope for use of innovative teaching methods (Group discussion, field exercises, role plays, use of audio-visual aids, student seminar etc.):

382 responses

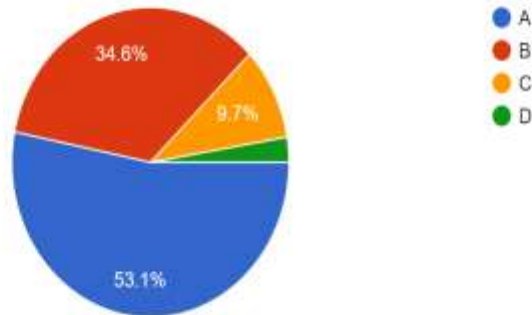


Fig-4
Percentage of Students opining on ICT use in Class

In case of ICT use, 25 per cent of the students were found going with 'A' and 34 per cent going with 'B'. Majority of the students are found dissatisfied on the available ICT facilities in the College. Since, ICT is unavoidable at present world situation, and revealing about 40 per cent of the students dissatisfaction on ICT facilities is a matter of regret. The ICT side of the College is to be taken as a serious issue.

4. Use of ICT in class:

382 responses

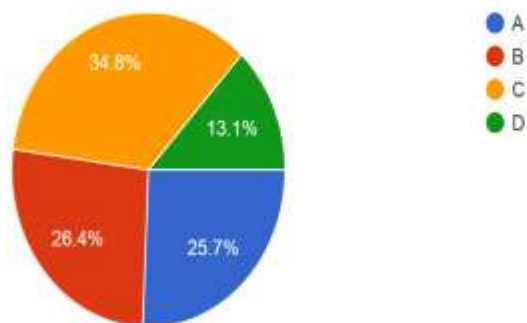


Fig-5
Percentage of Students opining on existing Infrastructure

Fig-5 shows about the existing infrastructural facilities including Drinking water facility, Toilet, Library infrastructure, materials for co-curricular activities etc. of the College. As per the feedback report, only 38 per cent of the students are found satisfied on the infrastructural facilities of the College. About 27 percentage of the students conclude that it is good and 26 per cent & 8 per cent of them are found dissatisfied on the matter. Revealing dissatisfaction infrastructure more than 34 percentage of the students on College is obviously a serious issue which is to be taken care of.

5. Adequacy of infrastructural facilities including toilet, library, drinking water, materials for co-curricular activities etc.
382 responses

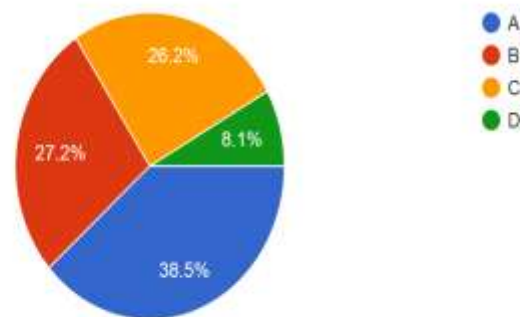


Fig-6
Percentage of Students opining on Co-operation of Teachers with students

Whatever about the co-operation of the teachers with the students is concerned, it is found that as much as 89 percentage of the students were found satisfied on the co-operation of the teachers on students in academic as well as other related matter. More than 10 per cent of the students were found not so happy on the co-operation of the teachers with the students.

6. Cooperation of Staff with the students:
382 responses

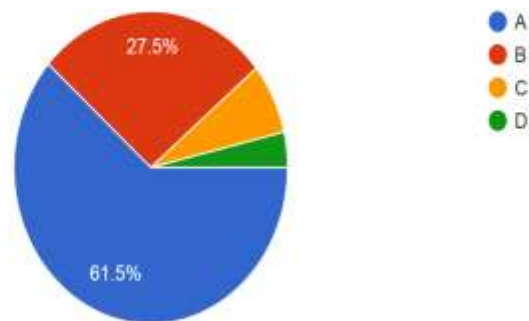


Fig-7

Percentage of Students opining on mitigating Grievances and Redresses

About 50 per cent of the students go with 'A' and 30 per cent of them are found go with 'B' in case of responsiveness of the Institution in meeting the grievances and redresses of the students. 17 % of the students opine that in mitigating the grievances and redresses, the College is no so sensitive in this regard. However, about 5 per cent of the students were found revealing dissatisfaction on the matter.

7. Performance of institution in meeting Grievances and redresses:
382 responses

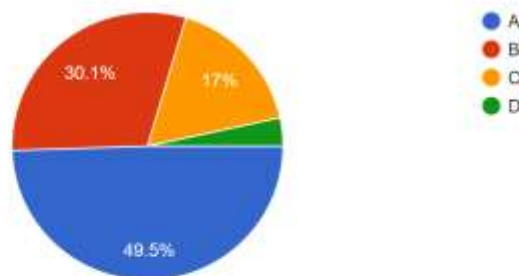


Fig-8

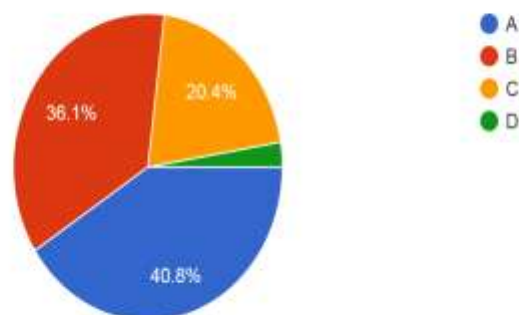
Percentage of Students opining on Administration of the College

In knowing about the administrative side of the College, it is found that about 42 per cent of the students go with 'A' and 36 per cent go with 'B'. While, about 20 per cent of the students were found going with 'C' and about 5 per cent of them were found going with 'D'.

Therefore, from the above discussion, it can be concluded that about 76 per cent of the students expose their opinion in favour of the College authority and about 24 per cent of them were found opining dissatisfaction on the matter.

8. Overall rating on administration of the institution:

382 responses



Summary of Student's Feedback:

- 1. Activeness of teachers in Teaching-Learning Process:** As per opinion of the students, teachers are to be more sensitive in teaching-learning process. Achieving opinion of the students up to cent pent is the mandate of the College.
- 2. Student's opinion on Teaching Methods, Co-operation of Teachers with students and ICT use in Class:** As per the opinion of the 50 per cent students, the teaching methods applied by the teachers is to be more innovative. The teachers are to be more cooperative with the students. However, the use of ICT used in class is not satisfactory. It is to be improved up to a satisfactory mark.
- 3. Students opining on existing Infrastructure:** Infrastructural facilities of the College is disappointing. Drinking water, toilet, Library facilities are to be taken seriously. As per the number of students, the infrastructural facilities are to be enhanced.
- 4. Students opining on mitigating Grievances and Redresses:** The College authority should be more penetrating in case of mitigating the grievances and redresses of the students. Especially, in mitigating the exam related redress, it is to be taken seriously.
- 5. Percentage of Students opining on Administration of the College:** According to students, administrative side of the College is to be improved. In certain cases, there are some loopholes in smooth running of the College. If it is improved, the College will expertise in certain aspects.

Action Taken Report:

1. Staff Meeting is conducted in presence of Hon'ble G.B. President on 03/08/2023 for action taken report on Feedback taken from the students for the session 2022-23 and suggested that all the Teachers are to be more sensitive on Teaching-Learning, ICT Classes etc.
2. Steps have been taken for infrastructural Development like Drinking water facility, Defecation etc. SOUL 3.0 is installed for automation of Library.
3. Hon'ble President of G.B. takes care for overall improvement of College Administration.


Principal i/c
F. A. Ahmed College, Garoimari
Principal, Garoimari
F.A. Ahmed College, Garoimari
P.O. Tukrapara, Kamrup, Assam


Co-ordinator
Internal Quality Assurance Cell
F.A. Ahmed College, Garoimari
Date.....